




Club Health Assessment for District 17 N through September 2025

			Status	Membership						Reports				Finance		LCIF
Club Number	Club Name	Charter Date	Times in Status Quo in Past 2 Years	Current Member Count **	YTD Members Added	YTD Members Dropped	YTD Net Growth% ***	Member Count 1 Year Ago	Dropped Members Avg.Length of Service	Months Since Membership Update	Current Officers Reported ****	Current President Repeated Term	VP Reported *****	Last Date Reported Service (mm/yyyy)	Account Balance	YTD Donations
Clubs less than two years old																
181935	Augusta Servant	05/19/2025	Active	25	3	0	13.64%	0		1	Y	2	N		90+ Days	\$1,120.00
Clubs more than two years old																
6929	ALTAMONT	10/07/1946	Active	13	0	0	0.00%	14		9	Y		N	02/2024		
6966	ARKANSAS CITY	11/24/1920	Active	16	0	0	0.00%	19		8	Y	5	R	07/2025		
40502	ARKANSAS CITY EARLY BIRD	11/17/1981	Active	16	0	0	0.00%	18		7	N	2	R	09/2021	90+ Days	
Exc Award (06/30/2022)																
6968	AUGUSTA	03/19/1946	Active	18	0	0	0.00%	20		1	Y		N	06/2024		
Exc Award (06/30/2016, 06/30/2017, 06/30/2018)																
6931	BAXTER SPRINGS	11/05/1941	Active	21	0	1	-4.55%	26	17	0	Y		N	09/2025		\$20.00
Exc Award (06/30/2022, 06/30/2023)																
105389	BEL AIRE	05/04/2009	Active	28	0	0	0.00%	36		3	Y		N	09/2025		\$690.00
Exc Award (06/30/2019, 06/30/2020, 06/30/2021, 06/30/2024)																
6969	BENTON	06/05/1956	Active	3	0	0	0.00%	4		5	Y	12		12/2021		
56504	BURLINGTON	02/03/1995	Active	19	2	0	11.76%	21		0	Y			05/2025		
6933	CANEY	10/02/1944	Active(1)	14	0	0	0.00%	14		20	Y	2		06/2020	90+ Days	
7104	CANTON	06/13/1928	Active(2)	15	0	0	0.00%	15		30	Y	2	N	07/2016	90+ Days	
43074	CARBONDALE	10/18/1983	Active	10	1	2	-9.09%	11	4	1	Y		IP	03/2025		
6973	CEDAR VALE	05/04/1938	Active	13	0	0	0.00%	11		4	Y	2		04/2025		
6934	CHANUTE	08/29/1946	Active	9	0	0	0.00%	8		4	Y	3		02/2023		
7191	CLEARWATER	05/15/1953	Active	19	0	0	0.00%	20		2	Y	12	R	09/2025	90+ Days	
6936	COFFEYVILLE	02/18/1921	Active	21	0	1	-4.55%	23	3	1	Y	5		04/2025		
43341	COFFEYVILLE DAYLIGHT DEFENDERS	01/30/1984	Active	8	0	0	0.00%	8		13	Y	6		05/2023		
6937	COLONY	05/27/1954	Active	9	0	0	0.00%	11		7	Y	8		12/2022		
6938	COLUMBUS	11/18/1940	Active	23	0	0	0.00%	25		3	Y		N	04/2018		
105925	COLWICH	06/24/2009	Active	21	0	1	-4.55%	24	4	2	Y	2	R	05/2025		
106940	DERBY	12/03/2009	Active	27	1	0	3.85%	23		0	Y		N	02/2025		\$308.00




Club Health Assessment for District 17 N through September 2025

			Status	Membership						Reports				Finance	LCIF	
Club Number	Club Name	Charter Date	Times in Status Quo in Past 2 Years	Current Member Count **	YTD Members Added	YTD Members Dropped	YTD Net Growth% ***	Member Count 1 Year Ago	Dropped Members Avg.Length of Service	Months Since Membership Update	Current Officers Reported ****	Current President Repeated Term	VP Reported *****	Last Date Reported Service (mm/yyyy)	Account Balance	YTD Donations
6976	EMPORIA	06/13/1921	Active	28	0	0	0.00%	25		3	Y		N	05/2025		\$179.98
6977	EUREKA	10/03/1921	Active	14	0	0	0.00%	15		2	N	3	R	09/2023		
6942	FREDONIA	02/17/1936	Active	25	1	0	4.17%	26		1	Y		N	11/2021		
126742	Galena Route 66	01/29/2016	Active	11	0	0	0.00%	10		3	N	2	R	05/2021		\$200.00
6944	GARNETT	12/19/1938	Active	24	0	0	0.00%	25		5	Y	3	N	01/2025		
6945	GIRARD	03/09/1948	Active	23	0	0	0.00%	19		1	Y	6	R	03/2024		\$2.00
Exc Award (06/30/2023)																
7195	GODDARD	05/18/1956	Active	54	1	0	1.89%	54		1	Y		N	09/2025		
Exc Award (06/30/2021, 06/30/2023, 06/30/2024)																
7196	HALSTEAD	04/29/1938	Active	36	1	1	0.00%	37	1	1	Y	5	N	12/2020		
7200	HESSTON	02/07/1951	Active	1	0	0	0.00%	14		3	N	None		06/2025		
6980	HILLSBORO	04/27/1961	Active	10	0	0	0.00%	10		2	Y	9		02/2024		
6946	HUMBOLDT	12/07/1950	Active	13	1	0	8.33%	16		2	Y	4	R	08/2025	\$230.00	
Exc Award (06/30/2018, 06/30/2023)																
6947	INDEPENDENCE	04/25/1922	Active	25	1	0	4.17%	24		2	Y		N	10/2021		
7116	INMAN	01/12/1938	Active	17	0	0	0.00%	12		5	Y	4	R	09/2025		
6949	KINCAID	05/01/1956	Active	14	0	0	0.00%	14		2	Y	5		04/2023		
6983	LEBO	06/09/1954	Active	10	0	0	0.00%	10		2	Y	16		09/2019	90+ Days	
7024	LYNDON	11/19/1953	Active	23	2	1	4.55%	18	1	0	Y		N	09/2025	\$590.00	
Exc Award (06/30/2021, 06/30/2022, 06/30/2023, 06/30/2025)																
6984	MADISON	01/09/1928	Active	20	0	0	0.00%	25		7	N	None		06/2023		
66772	MAIZE	10/31/2002	Active	4	0	1	-20.00%	6	25	0	Y	11		03/2024		
7124	MARQUETTE	02/24/1938	Active	19	1	1	0.00%	19	2	0	Y		N	12/2024		
6952	MC CUNE	07/09/1946	Active	8	0	0	0.00%	9		3	Y	2	R	08/2025		
7128	MOUNDRIDGE	02/01/1938	Active	13	1	0	8.33%	10		1	Y	2	R	09/2025	\$37.28	
Exc Award (06/30/2022)																
7208	MULVANE	11/18/1966	Active	10	0	0	0.00%	10		26	Y		R	07/2016	90+ Days	
6953	NEODESHA	12/08/1922	Active	27	1	2	-3.57%	25	7	2	Y		N	08/2023		
46275	NEOSHO RAPIDS	06/24/1986	Active	11	0	1	-8.33%	12	2	1	Y	2	R	07/2025		




Club Health Assessment for District 17 N through September 2025

			Status	Membership						Reports				Finance	LCIF		
Club Number	Club Name	Charter Date	Times in Status Quo in Past 2 Years	Current Member Count **	YTD Members Added	YTD Members Dropped	YTD Net Growth% ***	Member Count 1 Year Ago	Dropped Members Avg.Length of Service	Months Since Membership Update	Current Officers Reported ****	Current President Repeated Term	VP Reported *****	Last Date Reported Service (mm/yyyy)	Account Balance	YTD Donations	
7209	NEWTON	05/17/1921	Active	63	0	5	-7.35%	71	3	0	Y	2	N	07/2025	90+ Days	\$69.00	
Exc Award (06/30/2018)																	
6985	OLPE	09/30/1954	Active	18	0	0	0.00%	18		14	N		N	06/2022			
7028	OSAGE CITY	08/15/1939	Active	55	0	0	0.00%	62		3	Y	10	R	02/2013	90+ Days	\$37.00	
6956	OTTAWA	11/23/1936	Active	14	0	0	0.00%	16		3	N	None		07/2023			
7212	OXFORD	03/12/1946	Active	27	0	0	0.00%	24		4	Y		N	03/2025			
7225	PARK CITY	02/25/1955	Active	7	0	0	0.00%	8		2	Y	2		12/2019	90+ Days		
6958	PARSONS	01/27/1931	Active	29	0	0	0.00%	34		3	Y		N	08/2025			
Exc Award (06/30/2019, 06/30/2023)																	
6959	PITTSBURG	06/02/1922	Active	19	1	0	5.56%	19		1	Y			04/2025	90+ Days		
Exc Award (06/30/2021, 06/30/2022, 06/30/2023)																	
7213	PLEASANT VALLEY	02/24/1954	Active	13	0	0	0.00%	12		2	Y	19		05/2023			
6986	POTWIN	01/08/1952	Active(1)	9	0	0	0.00%	10		20	N	None		06/2023	90+ Days		
Exc Award (06/30/2018)																	
6987	READING	09/11/1956	Active	11	0	0	0.00%	11		2	Y	8	R	11/2024			
Exc Award (06/30/2018, 06/30/2023)															90+ Days	\$25.00	
7037	SCRANTON	04/14/1954	Active	9	0	4	-30.77%	11	3	1	N	3	N	04/2025			
6991	TOWANDA	02/23/1954	Active	24	0	0	0.00%	24		0	Y		N	06/2025			
Exc Award (06/30/2023)																\$1,220.00	
7218	VALLEY CENTER	02/28/1957	Active	92	1	0	1.10%	86		0	Y		R	08/2025			
7219	VIOLA	12/01/1955	Active	12	0	0	0.00%	13		0	Y		N	09/2025			
7220	WALTON	03/12/1971	Active	12	0	0	0.00%	12		19	N	4		10/2021		\$19.00	
7221	WELLINGTON	12/02/1921	Active	44	1	1	0.00%	39	2	1	Y		N	09/2025			
Exc Award (06/30/2022)																	
6964	WESTPHALIA	04/28/1969	Active	22	0	0	0.00%	18		0	Y	7	R	06/2025		\$29.00	
7223	WICHITA DOWNTOWN	12/04/1919	Active	20	0	0	0.00%	27		3	Y		R	07/2025			
66673	WICHITA NORTHWEST	10/16/2002	Active	27	0	0	0.00%	26		3	Y	2	N	09/2025			
Exc Award (06/30/2018, 06/30/2025)																\$105.00	
7138	WINDOM	05/08/1951	Active	7	0	0	0.00%	7		2	Y	2		11/2023			
6995	WINFIELD	07/14/1921	Active	32	3	0	10.34%	32		1	Y	2	R	09/2025			
																	\$20.00



Club Health Assessment for District 17 N through September 2025



			Status		Membership					Reports				Finance		LCIF			
Club Number	Club Name	Charter Date	Times in Status Quo in Past 2 Years	Current Member Count **	YTD Members Added	YTD Members Dropped	YTD Net Growth% ***	Member Count 1 Year Ago	Dropped Members Avg.Length of Service	Months Since Membership Update	Current Officers Reported ****	Current President Repeated Term	VP Reported *****	Last Date Reported Service (mm/yyyy)	Account Balance	YTD Donations			
Clubs Cancelled Previous Fiscal Year – Clubs Cancelled within last 12 months may be reinstated																			
Club Number	Club Name	Charter Date	Current Status*	Cancellation Date															
7120	LINDSBORG	03/21/1956	Cancelled(6*)	03/29/2025															
6988	SEDAN	05/09/1929	Cancelled(6*)	03/29/2025															
Current Total Clubs Count	YTD New Clubs Count	YTD Cancelled Clubs Count	YTD Net Club Gain	Current Total Members Count	YTD Add	YTD Drop	YTD Net Growth	YTD Net Growth %	Member Count 12 Months Ago	Average Member Count Per Club	% of Clubs with less than 20 members	% No Officer Report in 12 Months	% of Clubs with balance 90+ days	Number of Clubs in Status Quo	% Status Quo Clubs in Financial Suspension	Number of Cancelled Clubs	Average Cancelled Club Age	Members Lost Due to Cancellation	% of Clubs Cancelled for Non-Financial Reasons
67	0	0	0	1,354	23	22	1	0.07%	1,376	20	58%	1%	16%	0	0%	0	0	0	0%

* - P - Priority Club. Cancellation Reasons: 1-Objectives/conduct, 2-Non-active club, 5-Non-existing club, 6-Disbanding, 7-Merger, 8-Financial Suspension, 9-District/Multiple District Dues.

** Red denotes below 15 active members.

*** Red denotes 20% + loss.

**** Y - all 3 (President, Secretary, Treasurer) club officers reported, N - not all 3 reported.

***** Abbreviation: N-New, IP-Immediate Past, R-Repeat.